



Vista[®] XRT



HERBICIDE

For the control of broadleaf annual and perennial weeds, and certain woody plants and vines on:

- Conservation Reserve Program (CRP), rangeland and permanent grass pastures,
- conifer plantations, and
- airports, barrow ditches, communication transmission lines, electrical power and utility rights-of-way, fencerows, gravel pits, industrial sites, irrigation ditch banks, dry irrigation ditches or canals, military lands, mining and drilling areas, non-irrigation ditch banks, oil pads, parking lots, petroleum tank farms, pipelines, railroads, roadsides, storage areas, storm water retention areas, substations, unimproved rough turfgrasses, vacant lots and other non-crop residential areas; and
- natural areas (open space) for example, campgrounds, parks, prairie management, trails and trailheads, recreation areas, wildlife openings and wildlife habitat and management areas;
- established turfgrass, including sod farms, residential lawns, golf courses, recreational, commercial and public turf areas
- including grazed areas on all of these listed sites

Do not apply to St. Augustine grass in the state of Florida.

Not for Sale, Distribution, or Use in Nassau and Suffolk Counties, New York.

Active Ingredient(s):

fluroxypyr 1-methylheptyl ester: ((4-amino-3,5-dichloro-6-fluoro-2-pyridinyl)oxy)acetic acid, 1-methylheptyl ester	45.52%
Other Ingredient(s)	54.48%
Total	100.00%

Acid Equivalent: fluroxypyr: ((4-amino-3,5-dichloro-6-fluoro-2-pyridinyl)oxy)acetic acid – 31.59% - 2.8 lb/gal

Keep Out of Reach of Children
WARNING AVISO

Si usted no entiende la etiqueta, busque a alguien para que se la explique a usted en detalle. (If you do not understand the label, find someone to explain it to you in detail.)

Agricultural Use Requirements

Use this product only in accordance with its labeling and with the Worker Protection Standard, 40 CFR part 170. Refer to label booklet under "Agricultural Use Requirements" in the Directions for Use section for information about this standard.

Refer to label booklet for Directions for Use.

Notice: Read the entire label. Use only according to label directions. **Before using this product, read Warranty Disclaimer, Inherent Risks of Use and Limitation of Remedies at end of label booklet. If terms are unacceptable, return at once unopened.**

In case of emergency endangering health or the environment involving this product, call 1-800-992-5994.

Agricultural Chemical: Do not ship or store with food, feeds, drugs or clothing.

EPA Reg. No. 62719-586


EPA Est. 464-MI-1
00302665 1905

®™ Trademarks of Dow AgroSciences, DuPont or Pioneer and their affiliated companies or respective owners

Produced for
 Dow AgroSciences LLC
 9330 Zionsville Road
 Indianapolis, IN 46268



NET CONTENTS 2.5 GAL



Precautionary Statements

Hazards to Humans and Domestic Animals

WARNING

Causes Substantial But Temporary Eye Injury. Wear Protective Eyewear • Prolonged Or Frequently Repeated Skin Contact May Cause Allergic Reactions In Some Individuals

Do not get in eyes or on clothing. Avoid contact with skin.

Personal Protective Equipment (PPE)

Some materials that are chemical-resistant to this product are listed below. If you want more options, follow the instructions for category A on an EPA chemical resistance category selection chart.

Applicators and other handlers must wear:

- Long-sleeved shirt and long pants
- Chemical-resistant gloves such as natural rubber ≥ 14 mils
- Shoes plus socks
- Protective eyewear

Discard clothing and other absorbent materials that have been drenched or heavily contaminated with this product's concentrate. Do not reuse them. Follow manufacturer's instructions for cleaning/maintaining PPE. If no such instructions for washables, use detergent and hot water. Keep and wash PPE separately from other laundry.

Engineering Controls

When handlers use closed systems, enclosed cabs, or aircraft in a manner that meets the requirements listed in the Worker Protection Standard (WPS) for agricultural pesticides [40 CFR 170.240 (d) (4-6)], the handler PPE requirements may be reduced or modified as specified in the WPS.

User Safety Recommendations

Users should:

- Wash hands before eating, drinking, chewing gum, using tobacco, or using the toilet.
- Remove clothing/PPE immediately if pesticide gets inside. Then wash thoroughly and put on clean clothing.
- Remove PPE immediately after handling this product. Wash the outside of gloves before removing. As soon as possible, wash thoroughly and change into clean clothing.

First Aid

If in eyes: Hold eye open and rinse slowly and gently with water for 15-20 minutes. Remove contact lenses, if present, after the first 5 minutes, then continue rinsing. Call a poison control center or doctor for treatment advice.

Have the product container or label with you when calling a poison control center or doctor, or going for treatment. You may also contact 1-800-992-5994 for emergency medical treatment information.

Environmental Hazards

This product is toxic to fish. Drift or runoff from treated areas may be hazardous to aquatic organisms and non-target plants. Do not apply directly to water, to areas where surface water is present or to intertidal areas below the mean high water mark. Do not contaminate water when cleaning equipment or disposing of equipment washwaters.

Directions for Use

It is a violation of Federal law to use this product in a manner inconsistent with its labeling.

Read all Directions for Use carefully before applying.

Do not apply this product in a way that will contact workers or other persons, either directly or through drift. Only protected handlers may be in the area during application. For any requirements specific to your state or tribe, consult the agency responsible for pesticide regulation.

Agricultural Use Requirements

Use this product only in accordance with its labeling and with the Worker Protection Standard, 40 CFR part 170. This Standard contains requirements for the protection of agricultural workers on farms, forests, nurseries, and greenhouses, and handlers of agricultural pesticides. It contains requirements for training, decontamination, notification, and emergency assistance. It also contains specific instructions and exceptions pertaining to the statements on this label about personal protective equipment (PPE), and restricted entry interval. The requirements in this box only apply to uses of this product that are covered by the Worker Protection Standard.

Do not enter or allow worker entry into treated areas during the restricted entry interval (REI) of 24 hours.

PPE required for early entry to treated areas that is permitted under the Worker Protection Standard and that involves contact with anything that has been treated, such as plants, soil, or water, is:

- Coveralls
- Chemical-resistant gloves such as natural rubber ≥ 14 mil
- Shoes plus socks
- Protective eyewear

Non-Agricultural Use Requirements

The requirements in this box apply to uses of this product that are NOT within the scope of the Worker Protection Standard for Agricultural Pesticides (40 CFR Part 170). The WPS applies when this product is used to produce agricultural plants on farms, forests, nurseries, or greenhouses.

Entry Restrictions for Non-WPS Uses: Do not allow people (other than applicator) or pets on treatment area during application. Do not enter into treated areas until sprays have dried.

Storage and Disposal

Do not contaminate water, food, or feed by storage or disposal.

Pesticide Storage: Store above 10°F or warm and agitate before use to ensure any crystallization that may have occurred redissolves.

Pesticide Disposal: Pesticide wastes are toxic. Improper disposal of excess pesticide, spray mixture, or rinsate is a violation of Federal Law. If these wastes cannot be disposed of by use according to label instructions, contact your State Pesticide or Environmental Control Agency, or the Hazardous Waste representative at the nearest EPA Regional Office for guidance.

Container Handling: Nonrefillable container. Do not reuse or refill this container.

Triple rinse or pressure rinse container (or equivalent) promptly after emptying. **Triple rinse** as follows: Empty the remaining contents into application equipment or a mix tank and drain for 10 seconds after the flow begins to drip. Fill the container 1/4 full with water and recap. Shake for 10 seconds. Pour rinsate into application equipment or a mix tank or store rinsate for later use or disposal. Drain for 10 seconds after the flow begins to drip. Repeat this procedure two more times.

Pressure rinse as follows: Empty the remaining contents into application equipment or a mix tank and continue to drain for 10 seconds after the flow begins to drip. Hold container upside down over application equipment or mix tank and continue to drain for 10 seconds after the flow begins to drip. Hold container upside down over application equipment or mix tank or collect rinsate for later use or disposal. Insert pressure rinsing nozzle in the side of the container, and rinse at about 40 psi for at least 30 seconds. Drain for 10 seconds after the flow begins to drip. Then offer for recycling if available, or puncture and dispose of in a sanitary landfill, or by incineration, or by other procedures allowed by state and local authorities.

Product Information

Vista® XRT herbicide provides control of broadleaf annual and perennial weeds, and certain woody plants and vines on

- Conservation Reserve Program (CRP), rangeland and permanent grass pastures,
- conifer plantations, and
- airports, barrow ditches, communication transmission lines, electrical power and utility rights-of-way, fencerows, gravel pits, industrial sites, irrigation ditch banks, dry irrigation ditches or canals, military lands, mining and drilling areas, non-irrigation ditch banks, oil pads, parking lots, petroleum tank farms, pipelines, railroads, roadsides, storage areas, storm water retention areas, substations, unimproved rough turfgrasses, vacant lots and other non-crop residential areas; and
- natural areas (open space) for example, campgrounds, parks, prairie management, trails and trailheads, recreation areas, wildlife openings and wildlife habitat and management areas;
- established turfgrass, including sod farms, residential lawns, golf courses, recreational, commercial and public turf areas
- including grazed areas on all of these sites

Do not apply to St. Augustine grass in the state of Florida.

Use Precautions and Restrictions

- Do not contaminate irrigation ditches or water used for domestic purposes.
- **Maximum Application Rate:** Do not apply more than 23 fl oz per acre of Vista XRT per year. Split applications of Vista XRT may be made during a single year provided the total amount of Vista XRT applied does not exceed the maximum labeled rate of 23 fl oz per acre.
- **Grazing restrictions:** There are no grazing restrictions for livestock, including lactating or non-lactating dairy animals.
- **Harvest restrictions:** Do not apply within 7 days of harvesting grass for hay or silage from treated areas.
- **Slaughter restrictions:** Meat animals must be withdrawn from treated forage at least 2 days before slaughter.
- **Chemigation:** Do not apply this product through any type of irrigation system.
- **In Arizona:** The state of Arizona has not approved this product for use on plants grown for agricultural/commercial production; such as on designated grazing areas.
- **Management of Kochia Biotypes:** Research has suggested that many biotypes of kochia can occur within a single population. While kochia biotypes can vary in their susceptibility to Vista XRT, all will be suppressed or controlled at 12 oz per acre provided application timing and growing conditions are optimal. Application of Vista XRT at rates of less than 6 fl oz per acre per acre can result in a shift to more tolerant biotypes within a population.
- Avoid applications where proximity of susceptible plants or other desirable plants is likely to result in exposure to spray or spray drift.
- Do not store or handle other agricultural chemicals with the same containers used for this product. Do not apply other agricultural chemicals or pesticides with equipment used to apply this product unless equipment has been thoroughly cleaned (see Clean-Out Procedures for Spray Equipment).
- **Non-irrigation Ditch Banks and Seasonally Dry Wetland Sites:** It is permissible to treat non-irrigation ditch banks, seasonally dry wetlands (such as flood plains, deltas, marshes, swamps, or bogs), and transitional areas between upland and lowland sites. Do not apply directly to water and take precautions to minimize spray drift to water. For control of woody plants and broadleaf weeds in these sites, follow use directions and application methods on this label for the specific site being treated.
- **Dry Irrigation Canals/Ditches:** Do not apply Vista XRT to the inner banks of dry irrigation canals/ditches unless a 120-day restriction on use of irrigation water can be observed or residue levels of fluroxypyr (active ingredient in Vista XRT) are determined by laboratory analysis, or other appropriate means of analysis, to be 1 ppb or less. Do not apply on ditches or canals currently being used to transport irrigation water or that will be used for irrigation within 4 months following treatment.
- Minimize overspray to open water when treating target vegetation non-flowing, quiescent or transient water. **Note:** Consult local public water control authorities before applying this product around public water; permits may be required to treat such areas.

Avoiding Drift Run-off to Surface Water or Adjacent Land

Apply this product strictly in accordance with the run-off precautions on this label in order to minimize off-site exposure and potential effects on aquatic organisms and non-target plants.

Under certain conditions, this product may have a potential to run-off to surface water or adjacent land. Use vegetation filter strips or treatment setbacks along rivers, creeks, streams, wetlands, etc or on the downhill side of treated areas where run-off could occur to minimize water runoff.

Avoiding Injurious Spray Drift

Spray drift produced during application is the responsibility of the applicator and care should be taken to minimize off-target movement of spray during application. A drift control agent suitable for agricultural use may be used with this product to aid in reducing spray drift but the first choice should be a coarser spray category nozzle set-up. If used, follow applicable use directions and precautions on the manufacturer's label.

Do not apply where drift may be a problem due to proximity to susceptible crops or other non-target broadleaf plants. Do not apply or otherwise permit this product or sprays containing this product to contact crops or other desirable broadleaf plants, including alfalfa, beans, cotton, grapes, melons, peas, potatoes, safflower, soybeans, sugar beets, sunflower, tobacco, tomatoes, and other vegetable crops, flowers, fruit trees, ornamentals, shade trees or other susceptible broadleaf plants. Do not permit spray mist or drift containing this product to contact susceptible plants because even very small quantities of the spray, that may not be visible, can cause severe injury during either active or dormant periods. Do not use in or around greenhouses.

Ground Application: To minimize spray drift, apply Vista XRT in a total spray volume of 5 gallons or more per acre using spray equipment designed to produce coarse or larger droplets per ASAE S-572 standard. Refer to the spray equipment manufacturer's recommendations for detailed information on nozzle types, arrangement, spacing and operating height and pressure. Operate equipment at spray pressures no greater than is necessary to produce a uniform spray pattern. Operate the spray boom no higher than is necessary to produce a uniformly overlapping pattern between spray nozzles. Do not apply with hollow cone-type insecticide nozzles or other nozzles that produce a fine-droplet spray.

Aerial Application in Rights-of-Way (Helicopter Only):

In rights-of-way areas, **do not** apply this product with fixed-wing aircraft.

Aerial Application in Rangeland, Permanent Grass Pastures, and Conifer Plantations: Both fixed wing and helicopter equipment may be used to apply this product on rangeland, permanent green pastures and conifer plantations, but fixed wing aircraft require additional drift mitigation measures.

To minimize spray drift, apply Vista XRT in a total spray volume of 3 gallons or more per acre. Drift potential is lowest between wind speeds of 2 to 10 mph. However, many factors, including droplet size and equipment type, determine drift potential at any

given speed. Avoid applying below 2 mph due to variable wind direction and high potential for temperature inversion. Spray drift from aerial application can be minimized by applying a coarse spray at spray boom pressure no greater than 30 psi; by using straight-stream nozzles directed straight back, and by using a spray boom that does not exceed 75% of wing span or 90% of rotor diameter. For fixed wing aircraft, do not exceed 140 mph during the application. Do not apply more than 10 feet above the vegetation canopy unless a greater height is required for aircraft safety. Making applications at the lowest height that is safe reduces exposure of droplets to evaporation and wind.

Do not apply under conditions of a low level air temperature inversion. A temperature inversion is characterized by little or no wind and air temperature that is lower near the ground than at higher levels. The behavior of smoke generated by an aircraft-mounted device or continuous smoke column released at or near site of application will indicate the direction and velocity of air movement. A temperature inversion is indicated by layering of smoke at some level above the ground and little or no lateral movement.

Spray Drift Management

Avoiding spray drift at the application site is the responsibility of the applicator. The interaction of many equipment-and-weather-related factors determine the potential for spray drift. The applicator and the grower are responsible for considering all these factors when making decisions.

The following drift management requirements must be followed to avoid off-target drift movement from aerial applications.

1. The distance of the outer most operating nozzles on the boom must not exceed 75% of the wing span or 90% of the rotary diameter.
2. Nozzles must always point backward parallel with the air stream and never be pointed downwards more than 45 degrees.

Where states have more stringent regulations, they must be observed.

The applicator should be familiar with and take into account the information covered in the following Aerial Drift Reduction Advisory. (This information is advisory in nature and does not supersede mandatory label requirements.)

Aerial Drift Reduction Advisory

Information on Droplet Size: The most effective way to reduce drift potential is to apply large droplets. The best drift management strategy is to apply the largest droplets that provide sufficient coverage and control. Applying larger droplets reduces drift potential, but will not prevent drift if applications are made improperly, or under unfavorable environmental conditions (see Wind, Temperature and Humidity, and Temperature Inversions

Controlling Droplet Size:

- **Volume** - Use high flow rate nozzles to apply the highest practical spray volume. Nozzles with higher rated flows produce larger droplets.
- **Pressure** - Do not exceed the nozzle manufacturer's recommended pressures. For many nozzle types, lower pressure produces larger droplets. When higher flow rates are needed, use higher flow rate nozzles instead of increasing pressure.

- **Number of Nozzles** - Use the minimum number of nozzles that provide uniform coverage.
- **Nozzle Orientation** - Orienting nozzles so that the spray is released parallel to the airstream produces larger droplets than other orientations and is the recommended practice. Significant deflection from horizontal will reduce droplet size and increase drift potential.
- **Nozzle Type** - Use a nozzle type that is designed for the intended application. With most nozzle types, narrower spray angles produce larger droplets. Consider using low-drift nozzles. Solid stream nozzles oriented straight back produce the largest droplets and the lowest drift.
- **Boom Length** - For some use patterns, reducing the effective boom length to less than 75% of the wingspan or 90% of rotor length may further reduce drift without reducing swath width.
- **Application Height** - Applications should not be made at a height greater than 10 feet above the top of the largest plants unless a greater height is required for aircraft safety. Making applications at the lowest height that is safe reduces exposure of droplets to evaporation and wind.

Swath Adjustment: When applications are made with a crosswind, the swath will be displaced downwind. Therefore, on the up and downwind edges of the field, the applicator must compensate for this displacement by adjusting the path of the aircraft upwind. Swath adjustment distance should increase, with increasing drift potential (higher wind, smaller drops, etc.).

Wind: Drift potential is lowest between wind speeds of 2-10 mph. However, many factors, including droplet size and equipment type determine drift potential at any given speed. Application should be avoided below 2 mph due to variable wind direction and high inversion potential. Note: Local terrain can influence wind patterns. Every applicator should be familiar with local wind patterns and how they affect spray drift.

Temperature and Humidity: When making applications in low relative humidity, set up equipment to produce larger droplets to compensate for evaporation. Droplet evaporation is most severe when conditions are both hot and dry.

Temperature Inversions: Applications should not be made during a local, low level temperature inversion, because drift potential is high. Temperature inversions restrict vertical air mixing, which causes small suspended droplets to remain in a concentrated cloud. This cloud can move in unpredictable directions due to the light variable winds common during inversions. Temperature inversions are characterized by increasing temperatures with altitude and are common on nights with limited cloud cover and light to no wind. They begin to form as the sun sets and often continue into the morning. Their presence can be indicated by ground fog; however, if fog is not present, inversions can also be identified by the movement of smoke from a ground source or an aircraft smoke generator. Smoke that layers and moves laterally in a concentrated cloud (under low wind conditions) indicates an inversion, while smoke that moves upwards and rapidly dissipates indicates good vertical air mixing.

Sensitive Areas: The pesticide should only be applied when the potential for drift to adjacent sensitive areas (e.g., residential areas, bodies of water, known habitat for threatened or endangered species, non-target crops) is minimal (e.g., when wind is blowing away from the sensitive areas).

Mixing Directions

Vista XRT - Alone

1. Fill the spray tank with 1/2 to 3/4 of the total amount of water.
2. Start agitation.
3. Add the required amount of Vista XRT.
4. Continue agitation while filling the spray tank to the required volume.
5. To ensure a uniform spray mixture, continuous agitation is required during application. If product is allowed to settle, thoroughly agitate to resuspend the mixture before spraying. Apply mixture immediately after it is prepared.

Vista XRT – Tank Mix

If a broader spectrum of weed control is needed, Vista XRT may be tank mixed with labeled rates of other herbicides provided (1) the tank mix product is labeled for the timing and method of application for the use site to be treated; and (2) tank mixing is not prohibited by the label of the tank mix product.

Tank Mixing Precautions:

- Read carefully and follow all applicable use directions, precautions, and limitations on the respective product labels.
- Do not exceed specified application rates for respective products or maximum allowable application rates for any active ingredient in the tank mix.
- Do not tank mix with products containing boron or mix in equipment previously used to apply a product mixture containing boron unless the tank and spray equipment have been adequately cleaned. (See Equipment Clean-Out Procedures.)
- Always perform a (jar) test to ensure the compatibility of products to be used in tank mixture.

Tank Mix Compatibility Testing: Conduct a jar test prior to tank mixing to ensure compatibility of Vista XRT and other pesticides. Use a clear glass quart jar with lid and mix the tank mix ingredients in their relative proportions. Invert the jar containing the mixture several times and observe the mixture for approximately 1/2 hour. If the mixture balls-up, forms flakes, sludges, jels, oily films or layers, or other precipitates, it is not compatible and the tank mix combination should not be used.

Vigorous, continuous agitation during mixing, filling and throughout application is required for all tank mixes. Sparger pipe agitators generally provide the most effective agitation in spray tanks. To prevent foaming in the spray tank, avoid stirring or splashing air into the spray mixture.

Undiluted Vista XRT and 2,4-D amine concentrates are not compatible and cannot be mixed together in the same supply tank when using injection equipment. Combinations of Vista XRT and 2,4-D ester are compatible for this purpose.

Mixing Order for Tank Mixes

1. Fill the spray tank to 1/4 to 1/3 of the total spray volume required with water.
2. Start agitation.
3. Add different formulation types in the following order: (1) dry flowables; (2) wettable powders; (3) aqueous suspensions, flowables or liquids. Maintain agitation and fill spray tank to 3/4 of the total spray volume. Allow time for complete mixing and dispersion after each addition.
4. Add Vista XRT and other emulsifiable concentrates and any solutions.
5. Finish filling the spray tank. Maintain continuous agitation during mixing and throughout application. If product is allowed to settle, thoroughly agitate to resuspend the mixture before spraying. Apply mixture immediately after it is prepared.

If application or agitation must be stopped before the spray tank is empty, the materials may settle to the bottom. Settled materials must be resuspended before spraying is resumed. A sparger agitator is particularly useful for this purpose. Settled material may be more difficult to resuspend than when originally mixed.

Clean-Out Procedures for Spray Equipment

To avoid injury to or exposure of nontarget crops, thoroughly clean and drain spray equipment used to apply this product after use. Clean equipment as soon as possible after application. Spray equipment should be cleaned by the following procedure:

1. Drain any remaining spray mixture from the application equipment.
2. Hose down the interior surfaces of the tank while filling the tank 1/2 full of water.
3. Flush tank, hoses, boom, and nozzles with clean water for 10 minutes. Fill the tank with water and recirculate for 15 minutes. Spray part of the mixture through the hoses, boom, and nozzles and drain the tank.
4. Remove all spray nozzles and screens and clean separately.
5. If spray equipment will be used for pesticide application to crops other than those labeled for this product, repeat steps 1 and 2 and thoroughly wash the outside of spray tank and the boom.

Note: Rinsate may be disposed of on site according to label use directions or at an approved waste disposal facility.

Application Directions

Application Timing

Apply to actively growing weeds. Extreme growing conditions such as drought or near freezing temperatures prior to, at and following time of application may reduce weed control.

Only susceptible weeds that are emerged at the time of application will be controlled. If foliage is wet at the time of application, control may be decreased. Applications of Vista XRT are rain-fast within 1 hour after application.

Effect of Temperature on Herbicidal Activity

Herbicidal activity of Vista XRT is influenced by weather conditions. Optimum activity requires active plant growth. The temperature range for optimum herbicidal activity is 55°F to 85°F. Reduced activity will occur when temperature is below 45°F. Frost before application (3 days) or shortly after (3 days) may reduce weed control.

Application Rates

Generally, application rates at the lower end of the specified rate range will be satisfactory for young, succulent growth of sensitive weed species. For less sensitive species, perennials, brush and under conditions where control is more difficult (plant stress conditions such as drought or extreme temperatures, dense weed stands and/or larger weeds) the higher rates within the rate range will be needed. Weeds growing in the absence of competition from other vegetation generally require higher rates to obtain satisfactory control or suppression.

Spray Coverage

Use sufficient spray volume to provide thorough coverage and a uniform spray pattern. Do not broadcast apply in less than 3 gallons per acre by air or 5 gallons per acre by ground equipment. Inadequate spray volume and coverage may result in decreased weed control. As vegetative canopy and weed density increase, increase spray volume to obtain equivalent weed control. Refer to manufacturer's directions for information on relationships between spray volume, and nozzle size and arrangement.

Spot Treatments

Spot treatments may be applied with a calibrated boom or hand sprayer according to directions provided below.

Hand-Held Sprayers: Hand-held or backpack sprayers may be used for spot applications of Vista XRT if care is taken to apply the spray uniformly and at a rate equivalent to a broadcast application. Application rates in the table are based on an area of 1,000 sq ft. Mix the amount of Vista XRT (fl oz or ml) listed in the table with 1 gallon or more of water and apply to an area of 1,000 sq ft. To calculate the amount of product required for larger areas, multiply the table value (fl oz or ml) by the area to be treated in "thousands" of square feet, e.g., if the area to be treated is 3,500 sq ft, multiply the table value by 3.5 (Calculation: 3,500 ÷ 1,000 = 3.5). An area of 1000 sq ft is approximately 10.5 X 10.5 yards in size.

Amount of Vista XRT to Equal Specified Broadcast Rate (Mix with 1 Gallon or More of Water and Apply to 1,000 sq ft)				
6 fl oz/acre	9 fl oz/acre	12 fl oz/acre	17 fl oz/acre	23 fl oz/acre
0.14 fl oz (4.1 ml)	0.21 fl oz (6.2 ml)	0.28 fl oz (8.3 ml)	0.4 fl oz (11.7 ml)	0.59 fl oz (17.5 ml)

1 fl oz = 29.6 (30) ml

Weeds Controlled or Suppressed

(Numbers in parentheses (-) refer to footnotes):

6 – 12 fl oz/acre	Weeds Controlled		Weeds Suppressed (3)
	12 fl oz/acre	23 fl oz/acre	23 fl oz/acre
bedstraw (cleavers) common purslane hairy buttercup hemp dogbane kochia (1), (2), (4) marshelder (2) sericea lespedeza (2) tropic croton	chickweed cocklebur coffeedweed, common ragweed curly dock cutleaf primrose dandelion dogfennel grape horseweed/marestail morninggloory prickly lettuce sunflower vetch velvetleaf venice mallow western ragweed white clover white cockle	blackberry catsear giant ragweed goldenrod henbane hop clover horsetettle ironweed lantana musk thistle prickly pear cactus wild carrot	buckhorn plantain common mullein cudweed field bindweed field horsetail field pennycress leafy spurge mustard narrowleaf plantain nightshade species spiny amaranth wild buckwheat yellow thistle

¹Includes ALS and some other herbicide-tolerant or resistant biotypes.

²Use the higher rate in the range to control these weeds.

³Suppression is expressed as a reduction in weed competition (reduction in population or vigor) as compared to untreated areas. The degree of weed control and duration of effect may vary with weed size, density, application rate, coverage, and growing conditions before, during and after treatment.

⁴For best results, add a methylated or ethylated seed oil surfactant (i.e. MSO or ESO) at the rate of 1-2 quarts per acre for control of kochia. For kochia infestations with larger plants at more advanced growth stages, increasing the rate of Vista XRT to 13 - 17 or 23 fl oz or the addition of 1-2 quarts per acre of 2,4-D ester along with the 1-2 quarts of seed oil surfactant per acre will improve control.

Uses

- airports, barrow ditches, communication transmission lines, electrical power and utility rights-of-way, fencerows, gravel pits, industrial sites, irrigation ditch banks, dry irrigation ditches or canals, military lands, mining and drilling areas, non-irrigation ditch banks, oil pads, parking lots, petroleum tank farms, pipelines, railroads, roadsides, storage areas, storm water retention areas, substations, unimproved rough turfgrasses, vacant lots and other non-crop residential areas; and
- natural areas (open space) for example, campgrounds, parks, prairie management, trails and trailheads, recreation areas, wildlife openings and wildlife habitat and management areas;

Including rights-of-way, industrial sites, seasonally dry wetlands, non-irrigation ditch banks, and irrigation banks. Use on irrigation banks includes application of Vista XRT on the tops and outer banks of the canals or ditches. Use of Vista XRT on the inner portion of dry irrigation canals or ditches can be done as long as water is not used for irrigation for 120 days or residue levels of Vista XRT are determined by laboratory analysis, or other appropriate means of analysis, to be 1 ppb or less. See use precautions above for more information.

Apply at the broadcast rate of 6 to 23 fl oz per acre when weeds are small and/or actively growing. Split applications of Vista XRT herbicide may be made during a single year, provided the total amount of Vista XRT applied does not exceed the maximum-labeled rate of 23 fl oz per acre. See listing of Weeds Controlled or Suppressed and use directions under the Conifer Plantations section.

Apply spot treatments at rates and spray volumes equivalent to broadcast application. See Spot Treatments in the Application Directions section.

Conifer Plantations

Herbaceous Weed Control: Apply Vista XRT at the broadcast rate of 6 to 23 fl oz per acre when weeds are small and/or actively growing. See listing of Weeds Controlled or Suppressed.

Brush Control: Vista XRT may be tank-mixed with Garlon® 4 XRT herbicide, Garlon 3A herbicide, Accord XRT II herbicide, Rodeo, Tordon® K herbicide, Tordon 101M or other registered herbicides for these sites at timings recommended on the respective labels and at the indicated rates to increase control of undesirable pine species, manzanita, squaw carpet, shingle oak, red maple, red oak and other woody species.

Directed Sprays Application for Conifer Release: To release conifers from competing brush and weeds such as manzanita and squaw carpet, mix 2 to 4 qts of Vista XRT in enough water to make 100 gallons of spray mixture (0.5 to 1% v/v). This spray mixture should be directed onto foliage of competitive brush using calibrated sprayers anytime after the hardwoods and brush have reached full leaf size including fall applications. Care should be taken to direct spray solutions away from contact with conifer foliage, particularly foliage of desirable conifers.

Restrictions:

- Do not apply Vista XRT to conifer plantations as an over-the-top broadcast treatment during active terminal growth (from initiation of budbreak/growth flush until seasonal terminal growth has hardened off and overwintering buds have formed). Directed spray applications may be made to conifer plantations during periods of active growth, but care should be taken to avoid spray contact with actively growing foliage.
- Do not apply Vista XRT in tank mix combination to conifer plantations unless the tank mix product is labeled for weed or brush control in conifers by the application method being employed.
- Maximum application rate: Do not apply more than 23 fl oz of this product per acre per year.

Products in Tank Mix	Application Rates (amount per acre)	Woody Plants Controlled
Western Woody Brush		
Vista XRT + Rodeo	16 – 23 fl oz + 16 – 32 fl oz	blackberry
Vista XRT + Garlon 4 Ultra or Forestry Garlon XRT	16 – 23 fl oz + 1 – 1.25 fl oz or 1.3 – 1.66 pt	Blackberry manzanita
All Areas		
Vista XRT + Garlon 4 Ultra or Forestry Garlon XRT	17 - 23 fl oz + 2 - 3 qt	bay species black cherry dogwood water oak willow oak
Vista XRT + Garlon 3A	17 - 23 fl oz + 3 - 4 qt	bay species black cherry dogwood water oak willow oak

Products in Tank Mix (Cont.)	Application Rates (amount per acre)	Woody Plants Controlled
All Areas (Cont.)		
Vista XRT + Garlon 3A + Tordon 101M (site preparation only)	17 - 23 fl oz + 2 - 4 qt + 4 - 8 qt	pine species red maple red oak shingle oak Virginia pine water oak
Vista XRT + Garlon 3A + Tordon K (site preparation only)	17 - 23 fl oz + 4 qt + 2 qt	pine species red maple red oak shingle oak Virginia pine water oak
Vista XRT + Rodeo or Accord XRT II herbicide	17 - 23 fl oz + 4 - 6 qt	dogwood gallberry pines wax myrtle

Rangeland and Permanent Grass Pastures

Broadcast apply Vista XRT as a single treatment or as sequential postemergence treatment using ground or aerial application equipment. Apply as a broadcast treatment when weeds are actively growing, but prior to bud stage of weed growth. Vista XRT may be applied in tank mix combination with other foliar-applied herbicides labeled for use on rangeland and permanent grass pastures to control additional weeds and woody plants. Read and follow applicable use directions, precautions and limitations on each product label.

Spot Treatment for Control of Prickly Pear or Other Species

Apply in a total spray volume of 20 to 100 gallons per acre. To prevent misapplication, spot treatments should be applied with hand sprayers according to directions provided below. Do not exceed maximum application rates for Vista XRT for a given treatment site per acre. On rangeland and permanent grass pastures, spot treatments may be applied at 0.5% v/v, however do not apply more than 23 fl oz of Vista XRT per acre per year. Repeat treatments may be applied as necessary, but total use must not exceed the maximum amount specified.

Tank Mix: For control of additional weeds and woody plants, Vista XRT may be tank mixed with Milestone, Remedy[®] XRT herbicide, Chaparral, Opensight, ForeFront HL, Tordon 22K herbicide or other herbicides registered for use on rangeland or grass pastures at the suggested application rates or at rates allowed by the appropriate label.

Products in Tank Mix	Application Rates (amount per acre)	Additional Weeds/Brush Controlled	
Vista XRT + Milestone	4-6 fl oz 4-7 fl oz	Spotted, diffuse and Russian or other knapweeds	Yellow starthistle Tropical soda apple Canada thistle
Vista XRT + Opensight or Chaparral	4-6 fl oz 3.3 oz	Whitetop mustards	
Vista XRT + Remedy Ultra	4 fl oz ± 9 fl oz	buttercup, hairy croton dogbane, hemp kochia lespedeza, sericea	marshelder ragweeds sunflower thistle, musk vetch
Vista XRT + Remedy Ultra	6 fl oz ± 3/4 pt	dandelion dock, curly dogfennel goldenrod	horseweed/marestail ironweed lantana plantain
Vista XRT + Remedy Ultra	9 fl oz+ 1 pt	blackberry persimmon rose, multiflora	wax myrtle
Vista XRT + Tordon 22K	6 fl oz ± 1/2 pt	bindweed, field broomweed, annual buttercup, hairy cocklebur croton dogbane, hemp dogfennel goldenrod horsenettle horseweed	kochia lespedeza, sericea marshelder mullein ragweeds sneezeweed, bitter sunflower thistle, musk vetch
Vista XRT + Tordon 22K	12 fl oz ± 1 pt	blackberry locust plum, wild prickly pear cactus	rose, Cherokee rose, Macartney rose, multiflora sumac

Restrictions:

- **Grazing and harvest restrictions:** There are no grazing restrictions for livestock, including lactating or non-lactating dairy animals. Withdraw meat animals from treated forage at least 2 days before slaughter. Do not harvest grass for hay or silage from treated areas within 7 days of application.
- **Plantback restriction:** Only forage grasses, wheat, barley, oats, field corn, sweet corn and grain sorghum may be planted in treated fields within 120 days following application of Vista XRT.
- **Vista XRT may injure or kill legumes.** Do not apply if the injury to legumes cannot be tolerated. Legumes may be less sensitive to herbicide injury after plant growth is mature and seed has set.
- **Maximum Application Rate:** Do not apply more than 23 fl oz of Vista XRT per acre per year.

Established turfgrass

Vista XRT herbicide provides postemergence control of annual and perennial broadleaf weeds in established turfgrass, including sod farms, residential lawns, golf courses, recreational, commercial and public turf areas.

Use Precautions and Restrictions

- Do not use Vista XRT on golf course putting greens or tees.
- Do not allow sprays of Vista XRT to contact exposed suckers or exposed roots of shallow rooted trees and shrubs or injury may occur.
- Do not reseed turfgrass for three weeks after application.
- To minimize the potential for unacceptable turfgrass injury, do not make additional applications within 4 weeks of a previous application unless injury can be tolerated.
- Apply only to turfgrass species that are well established. Mow newly-seeded turfgrass two or three times before applying Vista XRT.

- Do not apply this product to warm season turfgrasses while they are transitioning from winter dormancy to active growth in late winter or early spring as spring green-up can be significantly delayed. Warm season turfgrass species (except St. Augustine grass) may be treated with up to 11 fl. oz of Vista XRT per acre during winter if warm season turfgrass is completely dormant when making applications to control winter annual broadleaf weeds.
- Maximum application rate: Do not apply more than 23 fl oz of this product per acre per year.

Users who wish to use Vista XRT on a turfgrass species not identified on this label may determine the suitability for such use by treating a small area at a listed rate. Prior to treatment of larger areas, observe the treated area for any sign of herbicidal injury during 30 days of typical growing conditions. The user assumes the responsibility for any plant damage or other liability resulting from use of Vista XRT on turfgrass species not identified on this label.

Use Vista XRT on the following established turfgrass species:

Common Name	Scientific Name
Established Cool Season Turfgrass	
bentgrass ¹	<i>Agrostis</i> spp.
bluegrass, Kentucky	<i>Poa pratensis</i>
fescue, chewing	<i>Festuca rubra</i> var. <i>commutata</i>
fescue, creeping red	<i>Festuca rubra</i>
fescue, sheep	<i>Festuca ovina</i>
fescue, tall	<i>Schedonorus arundinaceus</i>
ryegrass, perennial	<i>Lolium perenne</i>

Established Warm Season Turfgrass²	
bahiagrass	<i>Paspalum notatum</i> var. <i>saurae parodi</i>
bermudagrass ¹	<i>Cynodon dactylon</i>
centipedegrass	<i>Eremochloa ophiuroides</i>
St. Augustine grass ³	<i>Stenotaphrum secundatum</i>
zoysiagrass	<i>Zoysia japonica</i>
zoysiagrass	<i>Zoysia tenuifolia</i>
fescue, tall (growing in warm season areas)	<i>Schedonorus arundinaceus</i>

¹Use Vista XRT on these species only at the 6 fl oz per acre rate and only if some injury can be tolerated.

²Use no more than 11 fl oz per acre on warm season turfgrass species unless some injury can be tolerated. Do not apply this product to warm season turfgrass while it is transitioning from winter dormancy to active growth in late winter or early spring as spring green-up can be significantly delayed. Warm season turfgrass species (except St. Augustine grass) may be treated with up to 11 fl oz per acre during winter if warm season turfgrass is completely dormant when making applications to control winter annual broadleaf weeds.

³**Do not apply this product to St. Augustine grass in the state of Florida.** In states other than Florida, do not apply more than 6 fl oz of this product per acre to St. Augustine grass and do not make applications to St. Augustine grass between April 1 and October 31.

Weeds Controlled or Suppressed and Application Rates

See the Handheld Sprayer information and chart above

Weeds Controlled	Application Rate ¹	
	(fl oz/acre)	(fl oz/1000 sq ft)
bedstraw, catchweed deadnettle, purple purslane, common	6-8	0.14 - 0.19 (4.1 - 5.5 ml)
bindweed, field burnweed, American burweed, lawn buttonweed, Virginia catsear, common chickweed cinquefoil, oldfield clover, white ivy, ground lespedeza, common medic, black sida, southern speedwell, slender strawberry, wild velvetleaf woodsorrel, common woodsorrel, yellow	8-11	0.19 - 0.25 (5.5 - 7.6 ml)
clover, hop dandelion, common henbit knotweed, prostrate matchweed plantain, broadleaf plantain, buckhorn spurge, spotted	23	0.59 fl oz (17.5 ml)
dollarweed (suppression only) veronica species (suppression only)	8-23	0.19 - 0.59 (5.5 - 17.5 ml)

¹Generally, application rates at the lower end of the rate range will be satisfactory for young, succulent growth of sensitive weed species. For less sensitive species, perennials, and other conditions where control is more difficult (plant stress conditions, such as drought or extreme temperatures, dense weed stands and/or larger weeds), the higher rates within the rate range will be needed. Weeds growing in the absence of competition from other vegetation generally require higher rates to obtain satisfactory control or suppression.

Terms and Conditions of Use

If terms of the following Warranty Disclaimer, Inherent Risks of Use and Limitation of Remedies are not acceptable, return unopened package at once to the seller for a full refund of purchase price paid. To the extent permitted by law, otherwise, use by the buyer or any other user constitutes acceptance of the terms under Warranty Disclaimer, Inherent Risks of Use and Limitation of Remedies.

Warranty Disclaimer

Dow AgroSciences warrants that this product conforms to the chemical description on the label and is reasonably fit for the purposes stated on the label when used in strict accordance with the directions, subject to the inherent risks set forth below. To the extent permitted by law, Dow AgroSciences MAKES NO OTHER EXPRESS OR IMPLIED WARRANTY OF MERCHANTABILITY OR FITNESS FOR A PARTICULAR PURPOSE OR ANY OTHER EXPRESS OR IMPLIED WARRANTY.

Inherent Risks of Use

It is impossible to eliminate all risks associated with use of this product. Crop injury, lack of performance, or other unintended consequences may result because of such factors as use of the product contrary to label instructions (including conditions noted on the label, such as unfavorable temperatures, soil conditions, etc.), abnormal conditions (such as excessive rainfall, drought, tornadoes, hurricanes), presence of other materials, the manner of application, or other factors, all of which are beyond the control of Dow AgroSciences or the seller. To the extent permitted by law, all such risks shall be assumed by buyer.

Limitation of Remedies

To the extent permitted by law, the exclusive remedy for losses or damages resulting from this product (including claims based on contract, negligence, strict liability, or other legal theories), shall be limited to, at Dow AgroSciences' election, one of the following:

1. Refund of purchase price paid by buyer or user for product bought, or
2. Replacement of amount of product used.

To the extent permitted by law, Dow AgroSciences shall not be liable for losses or damages resulting from handling or use of this product unless Dow AgroSciences is promptly notified of such loss or damage in writing. To the extent permitted by law, in no case shall Dow AgroSciences be liable for consequential or incidental damages or losses.

The terms of the Warranty Disclaimer, Inherent Risks of Use and this Limitation of Remedies cannot be varied by any written or verbal statements or agreements. No employee or sales agent of Dow AgroSciences or the seller is authorized to vary or exceed the terms of the Warranty Disclaimer or this Limitation of Remedies in any manner.

®™ Trademarks of Dow AgroSciences, DuPont or Pioneer and their affiliated companies or respective owners
EPA accepted 12/05/13



Vista[®] XRT

HERBICIDE



For the control of broadleaf annual and perennial weeds, and certain woody plants and vines on:

- Conservation Reserve Program (CRP), rangeland and permanent grass pastures,
- conifer plantations, and
- airports, barrow ditches, communication transmission lines, electrical power and utility rights-of-way, fencerows, gravel pits, industrial sites, irrigation ditch banks, dry irrigation ditches or canals, military lands, mining and drilling areas, non-irrigation ditch banks, oil pads, parking lots, petroleum tank farms, pipelines, railroads, roadsides, storage areas, storm water retention areas, substations, unimproved rough turfgrasses, vacant lots and other non-crop residential areas; and
- natural areas (open space) for example, campgrounds, parks, prairie management, trails and trailheads, recreation areas, wildlife openings and wildlife habitat and management areas;
- established turfgrass, including sod farms, residential lawns, golf courses, recreational, commercial and public turf areas
- including grazed areas on all of these listed sites

Do not apply to St. Augustine grass in the state of Florida.

Not for Sale, Distribution, or Use in Nassau and Suffolk Counties, New York.

Active Ingredient(s):

fluroxypyr 1-methylheptyl ester: ((4-amino-3,5-dichloro-6-fluoro-2-pyridinyl)oxy)acetic acid, 1-methylheptyl ester	45.52%
Other Ingredient(s)	54.48%
Total	100.00%

Acid Equivalent: fluroxypyr: ((4-amino-3,5-dichloro-6-fluoro-2-pyridinyl)oxy)acetic acid - 31.59% - 2.8 lb/gal

Keep Out of Reach of Children WARNING AVISO

Si usted no entiende la etiqueta, busque a alguien para que se la explique a usted en detalle. (If you do not understand the label, find someone to explain it to you in detail.)

Agricultural Use Requirements

Use this product only in accordance with its labeling and with the Worker Protection Standard, 40 CFR part 170. Refer to label booklet under "Agricultural Use Requirements" in the Directions for Use section for information about this standard.

Refer to label booklet for Directions for Use.

Notice: Read the entire label. Use only according to label directions. **Before using this product, read Warranty Disclaimer, Inherent Risks of Use and Limitation of Remedies at end of label booklet. If terms are unacceptable, return at once unopened.**

In case of emergency endangering health or the environment involving this product, call 1-800-992-5994.

Agricultural Chemical: Do not ship or store with food, feeds, drugs or clothing.

EPA Reg. No. 62719-586

EPA Est. 464-MI-1
00302665 1905

®™ Trademarks of Dow AgroSciences, DuPont or Pioneer and their affiliated companies or respective owners

Produced for
Dow AgroSciences LLC
9330 Zionsville Road
Indianapolis, IN 46268

NET CONTENTS 2.5 GAL



8 60927 4 06 62974 01

<<<CORR>>>

1.4375
[37]

51.25
[1302]

14.9375
[379]

9.9375
[252]

15.0625
[383]

9.875
[251]

4.875
[124]

agriscience
CORTEVATM

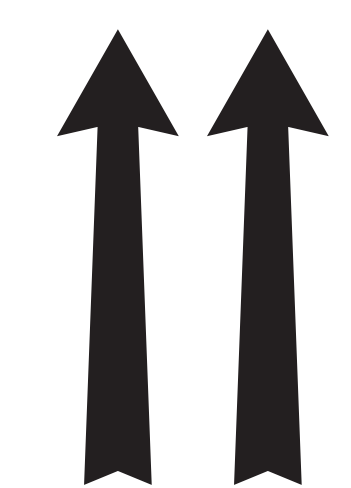
Contents In Plastic
Do Not Cut To Open




15.3125
[389]

agriscience
Vista[®] XRT

00308690



00308690



4G/Z31.2/S/19
USA/+/AA2111

25.0625
[637]

HERBICIDE
For the control of broadleaf annual and perennial weeds, and certain woody plants and vines on:
• Conservation Reserve Program (CRP), rangeland and permanent grass pastures,
• conifer plantations, and
• airports, barrow ditches, communication transmission lines, electrical power and utility rights-of-way, fencerows, gravel pits, industrial sites, irrigation ditch banks, dry irrigation ditches or canals, military lands, mining and drilling areas, non-irrigation ditch banks, oil pads, parking lots, petroleum tank farms, pipelines, railroads, roadsides, storage areas, storm water retention areas, substations, unimproved rough turfgresses, vacant lots and other non-crop residential areas; and
• natural areas (open space) for example, campgrounds, parks, prairie management, trails and trailheads, recreation areas, wildlife openings and wildlife habitat and management areas;
• established turfgresses, including sod farms, residential lawns, golf courses, recreational, commercial and public turf areas
• including grazed areas on all of these listed sites
Do not apply to St. Augustine grass in the state of Florida.
Not for Sale, Distribution, or Use in Nassau and Suffolk Counties, New York.
Active Ingredient(s):
fluroxypyr 1-methylheptyl ester (4-amino-3,5-dichloro-6-fluoro-2-pyridinyloxy)acetic acid, 45.52%
1-methylheptyl ester.....54.48%
Other Ingredient(s).....100.00%
Total.....100.00%
Acid Equivalent: fluroxypyr: (4-amino-3,5-dichloro-6-fluoro-2-pyridinyloxy)acetic acid - 31.59% = 2.8 lb/gal

Keep Out of Reach of Children
WARNING AVISO
Si usted no entiende la etiqueta, busque a alguien para que se la explique a usted en detalle. (If you do not understand the label, find someone to explain it to you in detail.)
Agricultural Use Requirements
Use this product only in accordance with its labeling and with the Worker Protection Standard, 40 CFR part 170. Refer to label booklet under "Agricultural Use Requirements" in the Directions for Use section for information about this standard.
Refer to label booklet for Directions for Use.
Notice: Read the entire label. Use only according to label directions. Before using this product, read Warranty Disclaimer, Inherent Risks of Use and Limitation of Remedies at end of label booklet. If terms are unacceptable, return at once unopened.
In case of emergency endangering health or the environment involving this product, call 1-800-992-5994.
Agricultural Chemical: Do not ship or store with food, feeds, drugs or clothing.
EPA Reg. No. 62719-586 EPA Est. 464-MI-1

agriscience
Vista[®] XRT



2 X 2.5 GAL

agriscience
CORTEVATM



2 X 2.5 GAL

agriscience
CORTEVA[®]



2 X 2.5 GAL

4.875
[124]

00302666 1905
BOX MFG. DATE: